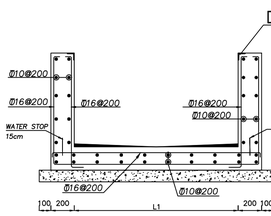

OPEN CHANNEL CROSS SECTION

SC.1:25 L1≤1.00m

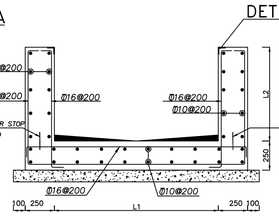

OPEN CHANNEL CROSS SECTION

SC.1:25 L1=1.20m

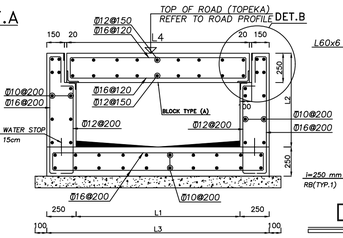

COVERED CHANNEL WITH REMOVABLE TOP

SC.1:25 L1=1.20m

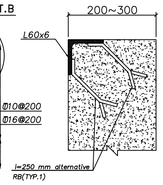

DETAIL—A

SC.1:5

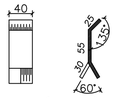

RB (TYP.1)
PLATE 40X5X110

SC.1:5

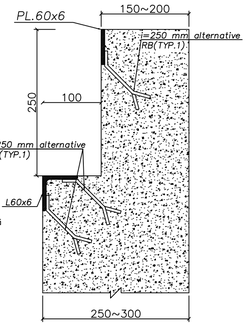

DETAIL B

SC.1:5

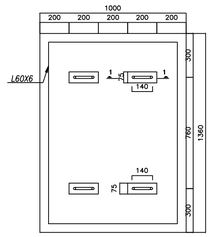

COVER PLAN

SC.1:20

BLOCK TYPE A

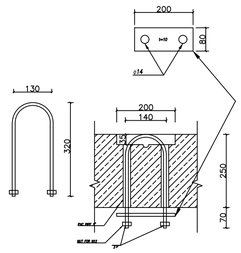

SECTION 1—1

SC.1:10

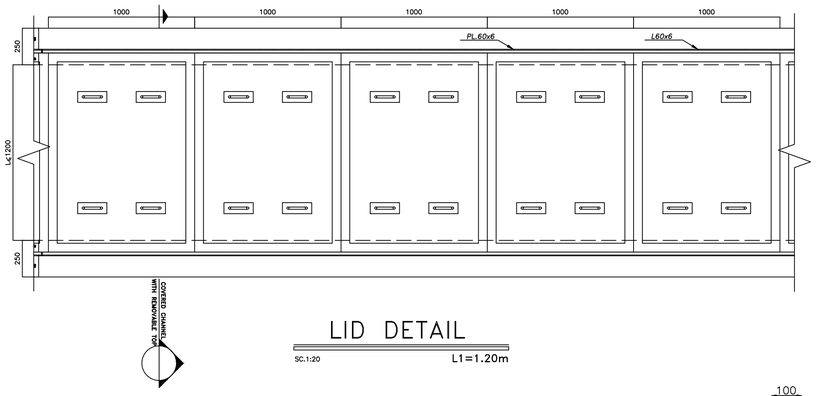

LID DETAIL

SC.1:20 L1=1.20m

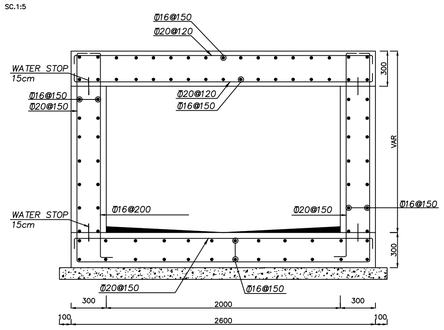

COVERED CHANNEL

SC.1:25 L1=2.00m

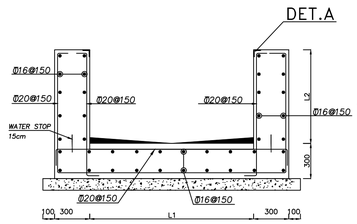

OPEN CHANNEL CROSS SECTION

SC.1:25 1.60m≤L1≤2.00m

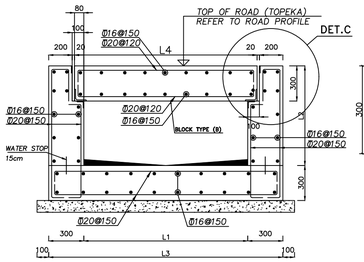

COVERED CHANNEL WITH REMOVABLE TOP

SC.1:25 1.60m≤L1≤2.00m

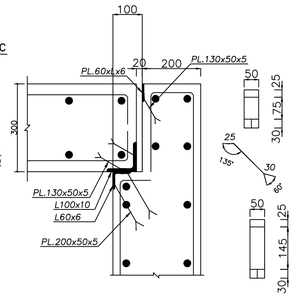

DETAIL C

SC.1:10

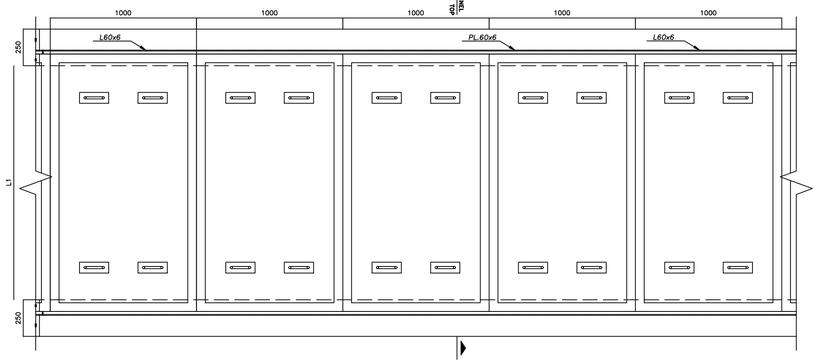

LID DETAIL

SC.1:20 L1=1.60m

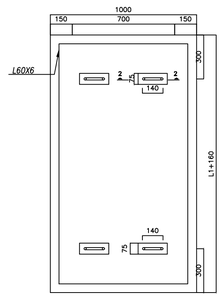

COVER PLAN

SC.1:10

BLOCK TYPE B

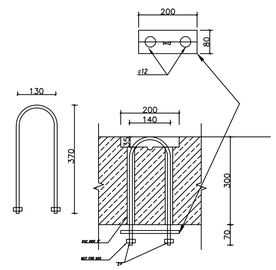

SECTION 2—2

SC.1:10

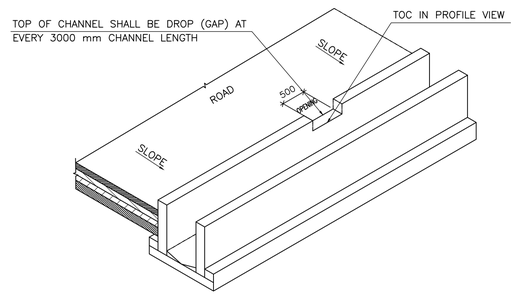

ISOMETRIC VIEW OF CHANNEL GAP

REFERENCE DOCUMENTS	No.

LEGEND :

NOTES:

- ALL DIMENSIONS AND ELEVATIONS ARE IN METERS.
- THE COORDINATE REFERENCE SYSTEM USED IN PLAN IS LOCAL.
- THE CONTRACTOR SHALL CHECK ALL DIMENSIONS ,CHANNEL LEVELS ,ROAD LEVELS AND GRADING LEVELS PRIOR TO EXECUTION OF ANY EARTH WORKS.
- THE CONTRACTOR SHALL TAKE INTO CONSIDERATION ALL THE NECESSARY ACTIVITIES TO BE ABLE TO DRAIN ALL THE SURFACE WATER BASED ON LEVELING DOCUMENTS.
- ROAD GEOMETRY DESIGN AND SITE PLAN IS IN ACCORDANCE WITH THE LATEST REVISION OF ARCHITECTURAL LAYOUT.
- IN ORDER TO PROVIDE CHANNEL DEPTHS, APPROPRIATE BACK FILL HEIGHT IS NEEDED ON SIDE OF ALL THE CHANNELS BANK.
- ALL THE EARTHWORKS SHALL BE DONE BASED ON " ROAD GENERAL TECHNICAL SPECIFICATION (2ND EDITION) (No.101_R2) "
- THE CONTRACTOR SHALL RECORD ALL THE SOIL LAYER HEIGHTS AND VOLUMES BASED ON VISUALCLASSIFICATION OF THE SOIL DURING EXCAVATION AT THE VERY AREA.
- CONTRACTOR HAS FULL RESPONSIBILITY IN CHECKING ALL DIMENSIONS AND QUANTITIES IN CONJUNCTION WITH OT ELECTRICAL, SANITARY AND STRUCTURAL DETAILS PRIOR TO CONSTRUCTION.
- THE SUPER ELEVATION DETAILS AND RELATED CONSTRUCTION LEVELS ARE IN ACCORDANCE WITH THE CROSS SECTION DOCUMENTS. A CORRECTION IS NEEDED ON CROSS SLOPES OF THE ROAD INTERSECTIONS AND IN THE HORIZONTAL CURVES.

KEY PLAN

FOR CONSTRUCTION

Rev.	DESCRIPTION	Prepared	Checked	Approved	Date
B	ISSUE FOR CONSTRUCTION	S.HONARVAR	A.KOSARIEH	A.MONFARED	1404.02.01
A	ISSUE FOR CONSTRUCTION	S.HONARVAR	A.KOSARIEH	A.MONFARED	1403.10.08

CLIENT: شرکت توسعه آهن و فولاد گل گهر G.I.S.D.Co.

CONSULTANT: BARSOO ENGINEING and PROJECT MANAGEMENT

CONTRACTOR:

SUBCONTRACTOR:

	Name	Date:	Sign.	CONSULTANT DOC . NO.
Approved	A.MONFRED	28/12/2024	--	157DCGS0076114-01
Checked:	A.KOSARIEH	28/12/2024	--	PROJECT NO.: ----
Designed:	S.HONARVAR	28/12/2024	--	SCALE AS SHOWN DOC CLASS NO.: --

PROJECT: INTERNAL CIVIL WORKS PACKAGE 2

DRAWING TITLE: CHANNELS SECTION & DETAILS

DRAWING NO.

REGION CODE	PROJECT CODE	SUB PHASE CODE	AREA CODE	UNIT CODE	DOC TYPE CODE	DISCIPLINE CODE	SERIAL NO	REV	SIZE	SHEET
S	GR02	D	DSR	GEN	DWG	CV	020	01	A1	1/1